

Flash Dip

FNA/H. Pylori Stain Kit

Polysciences, Inc. Flash Dip Fine Needle Aspiration (FNA)/Helicobacter Pylori Stain Kit is a high quality, rapid turnaround time staining kit that serves many purposes in the cost conscious laboratory environment. The Flash Dip FNA/H. Pylori kit may be used for rapid blood smears for differential assessment, as well as detecting the *H. pylori* microorganism. The stain is very useful to pathologists for immediate interpretation of fine needle aspiration biopsies. The kit contains a fixative for air-dried cell suspensions and/or touch preparation slides.

Useful in such applications as:

- Fine Needle Aspirations
- Frozen Sections
- Blood Smears
- Cytological Specimens,
- Cytopreps
- Bone Marrow Biopsies
- Touch Preps and Microorganisms

Advantages:

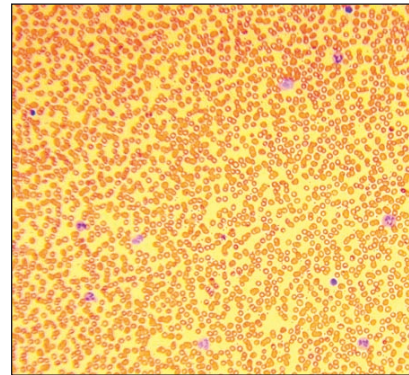
- Interpret results in 15 seconds
- Easy to visualize nuclear and cytoplasmic staining
- Differential stain designed to show virtually all dermapathology cells
- Rapid stain for immediate interpretation of fine needle aspiration biopsies
- Optimal as a hematology stain
- Excellent cytologic detail
- Consistently reliable results
- Detect blood-borne malarial parasites
- 2 convenient kit sizes to choose from; 250ml and 500ml

Results

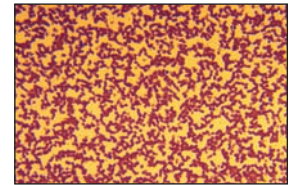
Structure	Color
Erythrocytes	Pink/yellowish red
Platelets	Dark blue/violet/purple granules
Neutrophils	Blue nucleus, pink cytoplasm, purple granules
Eosinophils	Blue nucleus, blue cytoplasm, red granules
Basophils	Dark blue purple nucleus, purple granules
Monocytes	Purple nucleus, light blue cytoplasm
Bacteria/microorganisms	Deep blue, vary in shape
Collagen, cytoplasm & muscle	Various shades of pink, blue, orange & yellow

 **Technical Data Online:** polysciences.com/shop/assets/datasheets/715.pdf

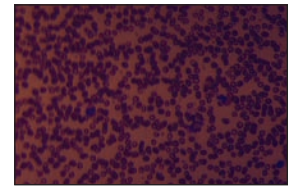
Description	Cat. #	Size
Flash Dip FNA/H. Pylori Stain Kit	24606	250ml, 500ml



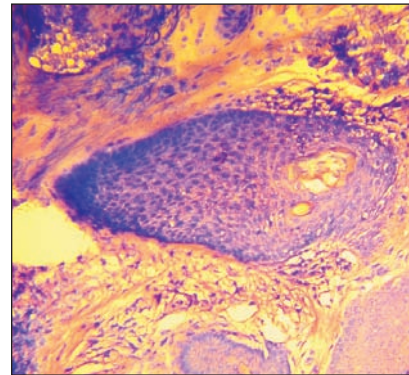
Flash Dip FNA/H. Pylori Stain Kit
for Blood Smears



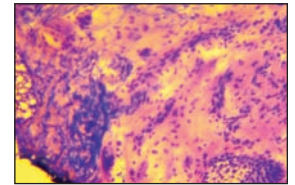
Competitor A Kit for Blood Smears



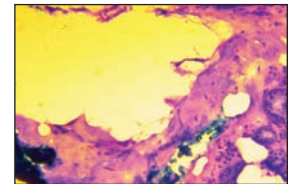
Competitor B Kit for Blood Smears



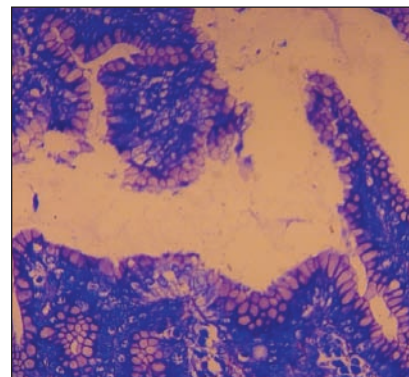
Flash Dip FNA/H. Pylori Stain Kit
Frozen Skin Section, 6µm



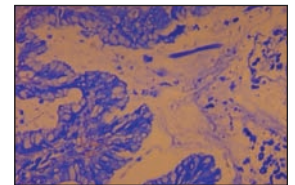
Competitor A Kit
Frozen Skin Section, 6µm



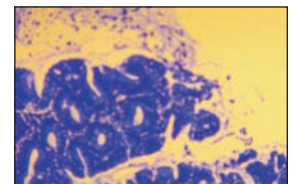
Competitor B Kit
Frozen Skin Section, 6µm



Flash Dip FNA/H. Pylori Stain Kit
H. Pylori microorganism in human
intestine embedded in paraffin, 3µm



Competitor A Kit
H. Pylori microorganism in human
intestine embedded in paraffin, 3µm



Competitor B Kit
H. Pylori microorganism in human
intestine embedded in paraffin, 3µm