

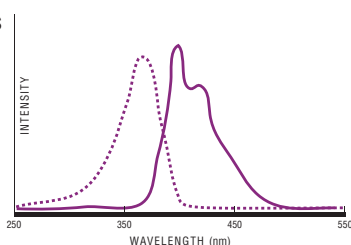
Fluorophore Reference Listing

Polysciences offers microspheres internally dyed with different fluorophores of various excitation and emission wavelengths. Our standard offerings follow with lists of spectrally-similar fluorophores that are commonly used in cell-based analyses. Internally-labeled microspheres serve as convenient and highly stable reference and calibration standards, and as assay platforms for fluorescence-based instrumentation.

BRIGHT BLUE (BB) (360, 407)

Common Fluorochromes

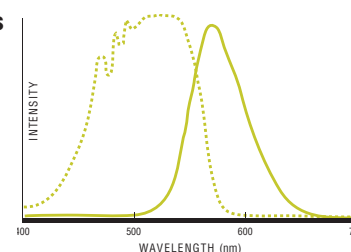
DAPI
Coumarin
Cascade Blue



RED (PC RED) (525, 565)

Common Fluorochromes

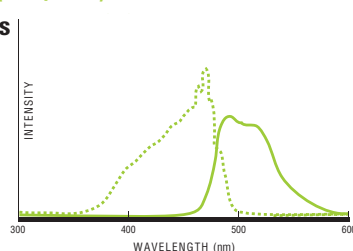
R-PE
Rhodamine
Nile Red
Cy™3
Alexa Fluor® 532
Alexa Fluor® 546
SYTOX Orange



YELLOW GREEN (YG) (441, 486)

Common Fluorochromes

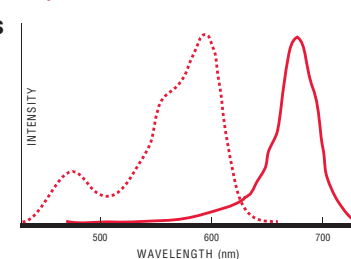
FITC
Pacific Blue
Coumarin
AmCyan
Alexa Fluor® 430
Alexa Fluor® 488
SYTOX Blue
SYTOX Green
EGFP



RUBY RED (475 & 590, 663)

Common Fluorochromes

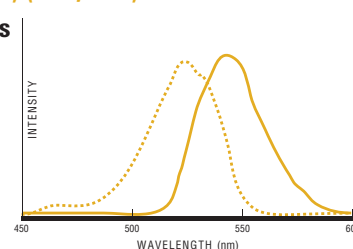
APC
Cy5
PE-Cy5
Alexa Fluor® 647



YELLOW ORANGE (YO) (529, 546)

Common Fluorochromes

Rhodamine
Alexa Fluor® 532



POLYCHROMATIC

Order online anytime at polysciences.com