

BioMag® SelectaPure anti-Human CD71

Catalog Number: 85071

DESCRIPTION

The CD71 antigen is also known as the transferrin receptor. CD71 is expressed by activated T and B lymphocytes, macrophages, and erythroblasts. CD71 expression is upregulated on all proliferating cell types and is absent from resting blood leukocytes. A type II membrane glycoprotein, it is a disulfide-bound dimer of two identical subunits of 95 kDa. The N-terminal, intracytoplasmic domain of CD71, mediates rapid endocytosis and recycling.

BioMag® SelectaPure anti-Human CD71 particles recognize the 95 kDa transferrin receptor molecule present on proliferating cells including neoplastic cells, hematopoietic precursor cells, and activated lymphocytes. Research applications include the identification of proliferating neoplastic cells of the hematopoietic and other organ systems.

BioMag® SelectaPure anti-Human CD71 is a suspension of magnetic particles approximately 1.5µm in size. The suspension is supplied in a phosphate buffered saline (pH 7.5) containing EDTA, 1.0% BSA, and 0.1% sodium azide.

CHARACTERISTICS

Mean Diameter: ~1.5µm
Particle Concentration: 4mg/ml
Particle Count: 1 x 10⁸ BioMag® particles per mg

PROCEDURE

Researchers are advised to optimize the use of particles in any application.

Depending on antigen availability and the size of the target cell population, cell sorting applications may require up to 50-60 magnetic particles per cell. Magnetic particles and cells should be incubated at room temperature for 30-60 minutes in media containing 5-10% protein (to reduce non-specific binding) for successful separation. Gentle end-over-end mixing or rocking during incubation is required for optimal results. (*Note:* Increasing the incubation time beyond one hour may be necessary to achieve the desired depletion.)

Some applications require the detachment of BioMag® antibody particles from cells after separation. One approach would involve culturing cells after positive selection. Cultures can be maintained for about 48 hours during which magnetic particles fall away from cells due to cell surface changeover. The magnetic particles are then easily removed via a magnetic separation. Another approach is the use of a protease, such as chymopapain, to break the antigen-antibody bond and remove the particles

magnetically. Depending upon the application, it may not be necessary to remove the cells from the BioMag® particles. BioMag® particles are only 1-2µm in size and have been successfully used in FACS equipment. They will not jam the machine and are distinguishable from cells. Alternatively, negative selection approaches can be very effective in producing specific cell populations.

Cell sorting results using BioMag® SelectaPure anti-Human CD71 leukocyte particles for positive selection. Typically, whole blood or purified leukocytes and particles are incubated for 30 minutes at room temperature and then magnetically separated. The supernatant is collected, incubated with the appropriate two-color antibody cocktail, and then analyzed by flow cytometry. Figure A-1 depicts the lymphocyte cell population prior to positive selection. Figure A-2 depicts the lymphocyte cell population after positive selection. Figures B-1 and B-2 depict the results for monocytes. Figures C-1 and C-2 depict the results for neutrophils. The bead:cell ratios reported above are based on experiments where cells were exposed to the particles once.

* The values under "General Recommendation" should be used as a starting point in optimizing experimental protocols. Due to differences in the distribution of cell types in samples and other variables, the researcher is strongly encouraged to determine the optimal particle to cell ratios for their experiments.

Figure A-1

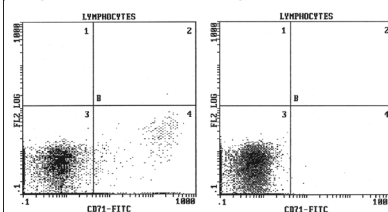
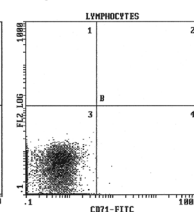


Figure A-2



General Recommendation:

Conc. #	4.0 x 10 ⁸ particles/ml
Volume Used	0.025ml
# Particles	1.00 x 10 ⁷ per test
# Target Cells	4.69 x 10 ⁵ per test
Particle:Target	
Cell Ratio	21.3
% Depletion	97.4%

Figure B-1

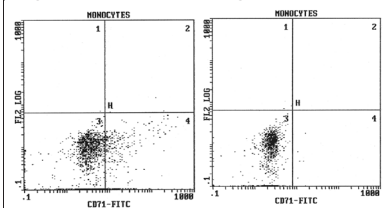
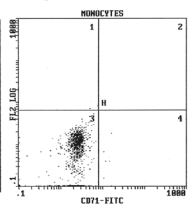


Figure B-2



General Recommendation:

Conc. #	4.0 x 10 ⁸ particles/ml
Volume Used	0.025ml
# Particles	1.00 x 10 ⁷ per test
# Target Cells	1.87 x 10 ⁵ per test
Particle:Target	
Cell Ratio	53.4
% Depletion	97.27%

Figure C-1

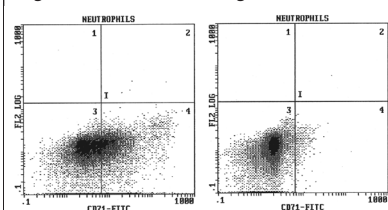
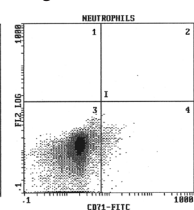


Figure C-2



General Recommendation:

Conc. #	4.0 x 10 ⁸ particles/ml
Volume Used	0.050ml
# Particles	2.00 x 10 ⁷ per test
# Target Cells	2.92 x 10 ⁵ per test
Particle:Target	
Cell Ratio	6.8
% Depletion	96.52%

STORAGE AND SAFETY

Storage Store at 4°C. Freezing, drying, or centrifuging BioMag® may result in irreversible aggregation and loss of binding activity. Washing BioMag® SelectaPure anti-Human CD71 particles in sterile media to remove preservative prior to use is recommended. Using a magnetic separation unit for washing instead of centrifugation is also strongly recommended.

Safety This particle suspension contains sodium azide. Sodium azide may react with lead and copper plumbing to form explosive metal azides. Upon disposal of material, flush with a large volume of water to prevent azide accumulation. Please consult the Safety Data Sheet for more information.

These products are for research use only and are not intended for use in humans or for *in vitro* diagnostic use.

ORDERING INFORMATION

Cat. #	Description	Size
85071-5	BioMag® SelectaPure anti-Human CD71	5ml

TO ORDER

In The U.S. Call: 1(800) 523-2575 • (215) 343-6484
 In The U.S. Fax: 1(800) 343-3291 • (215) 343-0214
 In Germany Call: +(49) 06201-845200
 In Germany Fax: +(49) 06201-8452020
 In Asia Call: (886) 2 8712 0600
 In Asia Fax: (886) 2 8712 2677

Order online anytime at www.polysciences.com

Should any of our materials fail to perform to our specifications, we will be pleased to provide replacements or return the purchase price. We solicit your inquiries concerning all needs for life sciences work. The information given in this bulletin is to the best of our knowledge accurate, but no warranty is expressed or implied. It is the user's responsibility to determine the suitability for their own use of the products described herein, and since conditions of use are beyond our control, we disclaim all liability with respect to the use of any material supplied by us. Nothing contained herein shall be construed as a recommendation to use any product or to practice any process in violation of any law or any government regulation.